

LEADER GUIDE

Unit 5: Defending the Faith
Lesson 1: Logic and Science

OVERVIEW

UNIT OVERVIEW

Lesson 1: Logic and Science

DISCIPLINE: Defending Your Faith with Logic/Science

KEY VERSES: 1 Peter 3:13-17, Romans 1:19-20

Lesson 3: Fake News

DISCIPLINE: Defending Your Faith Against Attacks

KEY VERSES: 1 Peter 3:15, Isaiah 40:6-8, 1 Peter 1:24

Lesson 2: Archaeology

DISCIPLINE: Defending Your Faith with History

KEY VERSES: 1 Peter 3:15, Hebrews 11:1, Isaiah 45:18-19

Lesson 4: The Word of Our Testimony

DISCIPLINE: Sharing Your Testimony

KEY VERSES: Jeremiah 33:3, Revelation 12:10-12

LESSON 1 OVERVIEW

Christian Apologetics are the reasoned arguments in favor of our faith in Jesus Christ.

This month, with the “Defending the Faith” series, we’ll study different types of Christian Apologetics. Why should preteens study apologetics?

- All Christians are commanded to share their faith and give answers to others.
- Studying apologetics allows people to learn of the evidence and recent discoveries that support the biblical account and reveal that Christianity best explains what we see in the world.
- The preteen age is the ideal time to provide evidence that the Bible can be trusted as absolute truth.

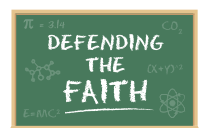
In this first lesson, preteens will think through some of the scientific and logical evidence that point to the existence of God as the Creator of the Universe.

LESSON 1 LEADER DEVO

Read: Romans 1:19-20

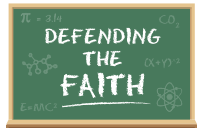
Read Romans 1:19-20 and then take a walk. Look at the world through the eyes of Romans 1:19-20. Allow this verse to completely consume your thinking and your worldview as you see the Universe around you as an expression of God’s invisible qualities.

Write down your observations and thoughts as you do this. Also, consider this: is this how you view the world typically? Why or why not?



SCHEDULE

Lesson 1: Logic and Science



01 WARM-UP

10 min

Preteens will play an Opening Game and get a brief overview of today's lesson topic.

Today's Opening Game: What are the Chances?



02 M.A.P.

10 min

Preteens will read through a passage of Scripture on their own. They'll consider what stands out to them from the passage and why it stands out to them. They'll also be given time to talk with God about the passage.

Today's Passage: 1 Peter 3:13-17



03 DISCOVER

20 min

Preteens will learn about spiritual disciplines that will help them draw closer to God. They'll discover the Biblical basis for these disciplines, the purpose and benefit of these disciplines, and the reasons why Christians have practiced these discipline throughout history.

Today's Discovery: Is it logical to believe in God?



04 QUEST

10 min

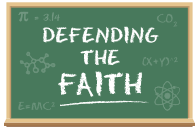
Preteens will move into action as they practice different ways that they can grow in their own personal relationship with Jesus.

Today's Quest: Defending Your Faith with Logic and Science



All Scripture quotations, unless otherwise indicated, are taken from the Holy Bible, New International Reader's Version®, NIV® Copyright © 1995, 1996, 1998, 2014 by Biblica, Inc.™ Used by permission of Biblica. All rights reserved worldwide. The "NIV" and "New International Reader's Version" are trademarks registered in the United States Patent and Trademark Office by Biblica, Inc.™

Notated Scripture quotations are from the The Holy Bible, English Standard Version®, ESV®, copyright © 2001 by Crossway, a publishing ministry of Good News Publishers. Used by permission. All rights reserved.



NOTE: Highlighted words indicate supplies to prepare. These are also listed in the ADMIN GUIDE.

[Slide 01 Defending the Faith]

Explain that it's time to play a game called "What are the Chances?"

[Slide 02 What are the Chances?]

[AUDIO 01 Game Music]

Call forward two teams of five people. The team can be five preteens or a combination of preteens and leaders.

Hand each person two quarters and have him or her hold one quarter in each hand.

Have them stand shoulder to shoulder in a line with their team facing their team's bucket. They should be standing behind their team's tape line.

Explain that the audience will count to three. On the count of three, all the contestants will attempt to throw both of their quarters into their team bucket.

For each of the ten quarters that land in the bucket, the team gets 1 point. If all a team's quarters land in the bucket with the heads side up, the team gets 10,000 points. Write down the score, then reset for 2 more rounds.

The winning team is the one with the most points after 3 rounds. Optionally, award the winning team a prize.

UNDERSTANDING THE METHOD: Many preteens do not understand the idea of probability, which is discussed later in the service during the video. This game gives the preteens an example of probability which is referenced later in the lesson.

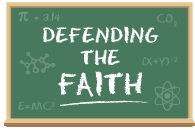
[Slide 03 Defending the Faith]

Today, we start a new series called "Defending the Faith." Over the next few weeks, we're going to be learning some ways to defend our belief in God, Jesus and the Bible. I want to start this series by introducing you to a fancy word you may have never heard before: "apologetics."

[Slide 04 Apologetics]

[AUDIO 02 Fancy Word Alert]





This fancy word SOUNDS a little like “apologize,” but it means something completely different. Who can tell me what “apologize” means? (Take answers. You’re looking for something like “saying I’m sorry.”)

“Apologizing” means something very different than “apologetics.” Here’s what “apologetics” means.

[Slide 05 Apologetics Def]

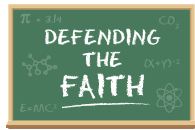
Apologetics is a reasoned defense of something or someone. Apologetics is about giving reasons for what we think or believe. This month’s series is called, “Defending the Faith.”

[Slide 06 Defending the Faith]

In this series, we’re going to be learning a little about Christian apologetics. In other words, each week you come to [ministry name], you’re going to learn some reasons that you can give to others for the faith we have in Jesus, God, and the Bible.

Before we get into the teaching each week, you’ll all have a chance to read the Bible for yourselves in something we call M.A.P. time.





⌚ 10 min

**[Slide 07 MAP]**

You know how M.A.P. time works. This is a time that will give you a chance to look closely at God's Word for yourself to see what truths you can discover from the Bible before I teach you anything.

This time is called M.A.P. time because of the letters M, A, and P. Watch this video, which will help you to understand.

[VIDEO 01 MAP 01]**[Slide 08 MAP 1 Peter 3:13-17]****[AUDIO 03 MAP Music]**

(After the video/instructions, hand out MAP Cards to preteens who didn't bring a Bible. Also, give each preteen a pen/pencil (if they don't already have one from the "Spot the Difference" game) and a highlighter.)

Give preteens time to complete M.A.P. as explained in the video. When it looks like most preteens are done, you can have preteens describe what they highlighted and wrote in their Bibles – or on the M.A.P. Cards– either in Small Groups or with the whole group.)



 20 min**[Slide 09 Defending the Faith]**

During M.A.P. time, you read 1 Peter 3:13-17. Let's stand up and read the middle verse from that passage together.

[Slide 10 1 Peter 3:15]

1.2.3. *(Read the verse with everybody.)* Great job. You can have a seat.

OK. I know many of you think of yourself as a Christian and you believe that Jesus is who the Bible says he is. I wonder, though, is anybody ready right now to do what 1 Peter 3:15 says to do. Who can give a reason for your hope in Jesus? Why do you have hope in the Bible and in Jesus? Who would like to share? *(At this point, you may have some people raise their hands. If so, call one person forward and ask him/her to give the reason for the hope (s)he has in Jesus. If not, that's ok. Adjust the following paragraphs to match whatever happens in your ministry.)*

In this series, we're going to be learning better ways to defend our faith. We're going to be learning different types of apologetics each week. Remember what apologetics means:

[Slide 11 Apologetics Def]

A reasoned defense of something or someone. In our case, it's going to be a reasoned defense of our faith in Jesus, God and the Bible. Who's ready for this journey of learning how to defend our faith? *(Look for response.)* Let's start by talking about science.

[Slide 12 Science Def]

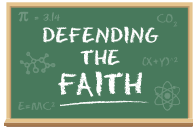
Science is the study of the structure and behavior of the physical and natural world through observation and experiment.

Because I'm a Christian, I believe that God created the physical world, including all the structures and behaviors in it. True science is the study of how God created the world to be.

Science isn't something that Christians should ever be afraid of. There are plenty of scientists who are Christians, and science is a way that they grow closer to God as they discover the amazing ways that he has created and organized the Universe.

You'll notice in the definition on the screen that science is about the physical and natural world. It's not about the spiritual world. That means there are plenty of things in this book *(hold up the Bible)* that science can't say anything about.





You'll also notice that science is about observation. That means science is only about things that we can see, taste, hear, smell, touch, or measure in some way. There's plenty of things in this book (*hold up the Bible*) that no scientist can ever observe or put to the test.

Asking a scientist to use science to explain the meaning of life is like trying to use a calculator to understand why people laugh at certain jokes. A calculator (*hold up a calculator*) is a great tool, but it isn't made to answer every question in the world. Science is the same. Science has limits.

The way I look at what Science shows me about the world depends on my worldview. "Worldview" is our second fancy word for the day.

[Slide 13 Worldview]

[AUDIO 04 Fancy Word Alert]

Worldview is a fancy word that means, "how we look at the world."

[Slide 14 Worldview Def]

As a Christian, I see the world and everything in it as a Creation, created by a loving Creator. That's my worldview.

Leader Tip: As an option, put on some glasses with *heart-shaped or Cross-shaped lenses*.

Romans 1:20 in the Bible has something to say about a Christian worldview. You read the words in **Beige**, I'll read the rest of the words.

[Slide 15 Romans 1:20]

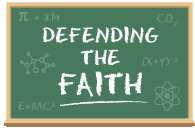
(Read the Scripture with the preteens.)

Wow! This verse says that we can see truths about God by studying his Creation. The Bible is telling us that science can help us to see truths about God. Because of my Christian worldview, science tells me truths about the structures and behavior of the world, and I see those truths as evidence of who God is.

There are so many things in science that point to the world being created by God. Things like the second law of thermodynamic. Here's what the second law of thermodynamics says:

[Slide 16 Thermodynamics]





"The entropy of the universe tends to a maximum." Those are fancy words.

[AUDIO 05 Fancy Word Alert]

Basically, the second law of thermodynamics says that the amount of randomness and disorder in the universe grows over time. In other words, things don't get more organized and orderly over time – they go the opposite direction. This is a scientific "law" and can be seen in thousands of ways all over the Universe.

Let me give you one example. (*Pick up the bricks.*) Imagine if I were to take a pile of bricks and put them in the desert with no living creatures around. It might look something like this.

[Slide 17 Bricks]

Look at that picture and imagine that no living being comes near the bricks for one hundred years. After 100 years, you go back and look at the pile of bricks. Which of the following pictures, A or B, do you think is most likely to show what would happen naturally, without anybody doing anything to the bricks, after 100 years?

[Slide 18 Two pictures]

(Give preteens a moment to look at the two pictures.)

Stand up if you think A is more likely to be what would happen? (*Look for response.*) Yes! Exactly. These bricks are, on their own, going to get less organized over time, not more organized. They aren't going to build themselves into an organized wall.

You can have a seat. That's what the second law of thermodynamics, an important scientific law, teaches us. This scientific law is evidence of God's existence. This is evidence that a Creator created plants and animals and human beings.

Over time, things don't naturally get more and more complex and organized. That's a ridiculous way to think. It goes against what we observe in the world. In order for there to be such amazingly complex structures in our world, like butterflies and eyeballs and lungs and ears that can hear music and voices that can make music, someone must have Created these complex structures.

Believing that the bricks would stack THEMSELVES into an organized wall, is way more reasonable than believing that there was absolutely no life on Earth and somehow, randomly, we ended up with all of the complex systems that we see around us today.





If I take a candle and put it in a room all by itself for 10 billion years with no life forms, do you think that candle is going to turn into a candle maker? It makes much more sense that if I put a candle maker in a room, he will come out with a candle. The world around us shows us how things work, and everything points to the existence of a Creator, God.

There is so much evidence that God exists. Who can tell me one thing from science or logic that helps you to know that God, Jesus and the Bible are real? *(Have a discussion here. You may want to prepare your leaders to have some possible topics ready. The following is a list, prepared by Connie Rice of eyes2c.net, of some possible topics that preteens or leaders may bring up. You may want to choose one or more that pique your interest to talk about as well.)*

General Revelation — God revealed Himself in Creation for all to see – natural laws, order in universe, design, diversity, & complexity in life; kind begets kind (chickens hatch chicks, cats give birth to kittens, etc.; recent scientific discoveries make His existence even more obvious now; complexity of the cell, DNA, & so-called “simple life forms”, low probability of life occurring randomly.

Intelligence, Logic, & Language — humans are made in God’s image, so we have capacity for intelligence, a logical, reasoning mind, & have complex language ability; evolutionary worldview does not have a process explaining this.

Humans are Unique — huge difference between even the most intelligent animals and humans; Bible makes distinction between human and the rest of creation; in addition to emotion, creativity, intelligence, logic, & language – the human skeleton is unlike all other creatures; we have some emotions not shared by other creatures.

Evil & Suffering — some use this as a reason to reject God or even His existence, but the biblical worldview better explains the existence of both good and evil than a random universe.

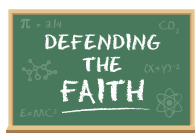
Special Revelation — the Bible can be trusted as truth. A number of people set out to prove it wrong, only to become believers whose lives became transformed (C. S. Lewis, Lee Strobel, J. Warner Wallace, etc.). God has protected the Bible, new discoveries have silenced skeptics (Dead Sea Scrolls, walls of Jericho, city of Tyre, fulfilled prophecies, more copies than of any other ancient document right now, evidence for the Exodus account is being discovered).

Jesus & Miracles — over 100 prophecies in the Old Testament were fulfilled by Jesus. Most of the disciples went to their deaths stating what they had seen with their own eyes about Jesus when they could have escaped death if they denied it. The Bible is filled with supernatural events – in both the Old & New Testaments. The Christian faith recognizes that God has worked outside of natural laws, which He is able to do since He is not bound by them (He created natural and scientific laws).

Here are a couple of other ways that scientific truths and logic give us evidence for God.

[VIDEO 02 Evidence]



**[Slide 19 QUEST Defending the Faith]**

Each week during this series, we're going to take some time to give you a chance to get better at defending your faith FOR YOURSELF. This is an important thing that Christians must learn to do, according to 1 Peter 3:15.

Today, you heard some science and logic that points to God! Hearing these reasons for believing in God is one thing, but being able to write it or say it yourself is another.

We're going to give you six minutes to prepare your own defense of your faith. We're going to hand out paper shields for you to write your thoughts on with a pen or pencil.

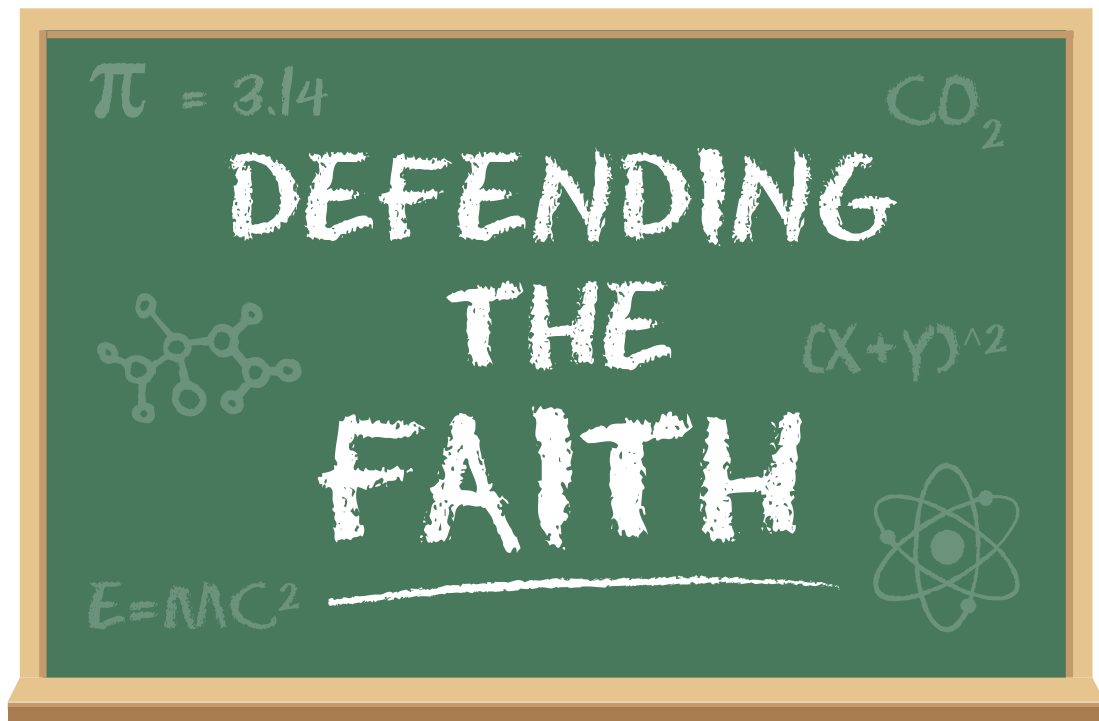
On your shield, write some reasons for the hope you have in Jesus, God, and the Bible. Try to use all six minutes to write the best defense of your faith that you can think of.

If you aren't sure, that's ok. There will be a couple of leaders [in the back of the room] who you can go to and ask questions.

After six minutes, we're going to open this microphone for any of you to come to the front and read what you wrote.

Let's get ready to DEFEND THE FAITH!



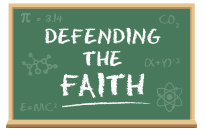


ADMIN GUIDE

Unit 5: Defending the Faith
Lesson 1: Logic and Science

SUPPLIES

Lesson 1: Logic and Science



01 WARM-UP

10 min

- 20 Quarters (*save these for use again during Lesson 2*)
- 2 Buckets (*save these for use again during Lesson 2*)
- Paper and pen, *to keep score*
- Blue tape, *to create two lines, each about 6 feet away from the two buckets*
- Optional: Prize(s) for the winning team



02 M.A.P.

10 min

- Highlighters for each preteen
- Pens for each preteen
- **MAP Card** for each preteen (*copy on cardstock*)

NOTE: Within the leader guide, supplies are highlighted so you can understand how they'll be used and prepare accordingly.



03 DISCOVER

20 min

- Bible
- Small pile of bricks
- Prepare to lead a discussion about logical and scientific explanations of God's existence (*look at the last page of "Discover" for ideas of discussion topics*)
- Optional: create glasses (*perhaps with pipe cleaners*) that have lenses that are heart-shaped or Cross-shaped
- Calculator

NOTE: Supplies on this page that are written in a **bold font** can be found in the *Printables* Section.



04 QUEST

10 min

- **Shields**
- Pens or pencils *for each preteen and leader*
- Preselect leaders *who can be available to have further discussion with preteens about ways of defending their faith*
- Microphone, *set up for preteens to speak into at the end of Quest time*

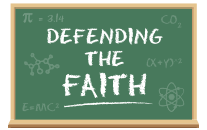


All Scripture quotations, unless otherwise indicated, are taken from the Holy Bible, New International Reader's Version®, NIV® Copyright © 1995, 1996, 1998, 2014 by Biblica, Inc.™ Used by permission of Biblica. All rights reserved worldwide. The "NIV" and "New International Reader's Version" are trademarks registered in the United States Patent and Trademark Office by Biblica, Inc.™

Notated Scripture quotations are from the The Holy Bible, English Standard Version®, ESV®, copyright © 2001 by Crossway, a publishing ministry of Good News Publishers. Used by permission. All rights reserved.

PRINTABLES


Lesson 1: Logic and Science



MAP Card (1 Peter 3:13-17)



Shield



1 Highlight what stands out for Me.

1 Peter 3:13-17

2 How does what I highlighted Affect me?

"Who is going to hurt you if you really want to do good? But suppose you do suffer for doing what is right. Even then you will be blessed. Scripture says, "Don't fear what others say they will do to hurt you. Don't be afraid." But make sure that in your hearts you honor Christ as Lord. Always be ready to give an answer to anyone who asks you about the hope you have. Be ready to give the reason for it. But do it gently and with respect. Live so that you don't have to feel you've done anything wrong. Some people may say evil things about your good conduct as believers in Christ. If they do, they will be put to shame for speaking like this about you. God may want you to suffer for doing good. That's better than suffering for doing evil."

M.A.P.

3 Pray about what you highlighted.

DEFENDING THE FAITH > Lesson 1 > Logic and Science

1 Highlight what stands out for Me.

1 Peter 3:13-17

2 How does what I highlighted Affect me?


"Who is going to hurt you if you really want to do good? But suppose you do suffer for doing what is right. Even then you will be blessed. Scripture says, "Don't fear what others say they will do to hurt you. Don't be afraid." But make sure that in your hearts you honor Christ as Lord. Always be ready to give an answer to anyone who asks you about the hope you have. Be ready to give the reason for it. But do it gently and with respect. Live so that you don't have to feel you've done anything wrong. Some people may say evil things about your good conduct as believers in Christ. If they do, they will be put to shame for speaking like this about you. God may want you to suffer for doing good. That's better than suffering for doing evil."

M.A.P.

3 Pray about what you highlighted.

DEFENDING THE FAITH > Lesson 1 > Logic and Science

SHIELD



A large shield outline with a double border. Inside the shield, there are 12 horizontal lines for writing, arranged in a staggered pattern. The lines are as follows:

- Line 1: Full width
- Line 2: Full width
- Line 3: Full width
- Line 4: Full width
- Line 5: Full width
- Line 6: Full width
- Line 7: Full width
- Line 8: Full width
- Line 9: Full width
- Line 10: Full width
- Line 11: Indented from the left
- Line 12: Indented from the left